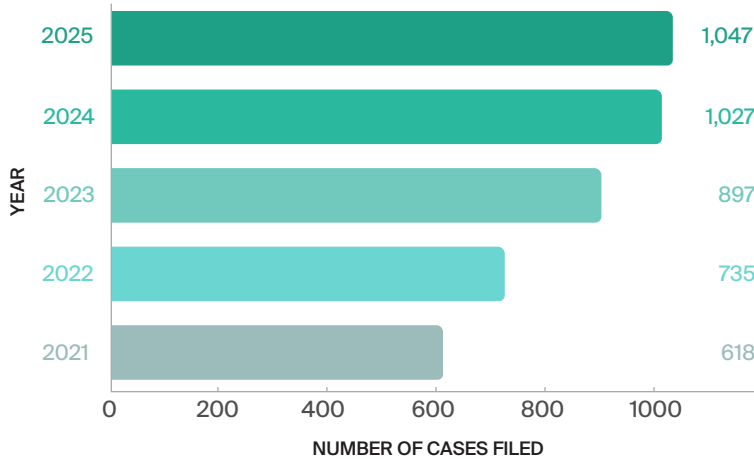




Healthcare Cases Filed 2021-2025

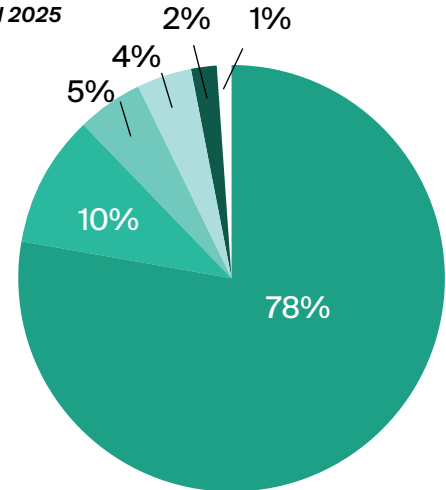


860

of cases closed in 2025

DISPOSITION BREAKDOWN FOR CASES CLOSED IN 2025

Settled	672
Awarded	88
Withdrawn	41
Administrative	32
Consolidated	15
Dismissed	12



2025 Total Claims

\$4,034,683,876

Average Claim:
\$4,096,126

Largest Claim:
\$400,000,000

2025 Total Counterclaims

\$1,837,278,609

Average Counterclaim:
\$17,170,828

Largest Counterclaim:
\$1,146,469,886

1 VS 3 ARBITRATORS

In healthcare disputes awarded in 2025 involving at least \$3 million, the parties selected three arbitrators more than 50% of the time.

46% vs 54%

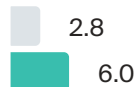
One Arbitrator

Three Arbitrators


TIME TO AWARD (IN MONTHS) FOR AWARDED CASES CLOSED IN 2025

AAA gets you to award much more quickly than courts.


AAA Healthcare Cases for claims up to \$100k



AAA Healthcare Cases claims of \$100k-\$999k



AAA Healthcare Cases with claims \$1 million and above



Time to Trial in U.S. District Court (Civil Cases)



Quickest
Median

